


# New Deck

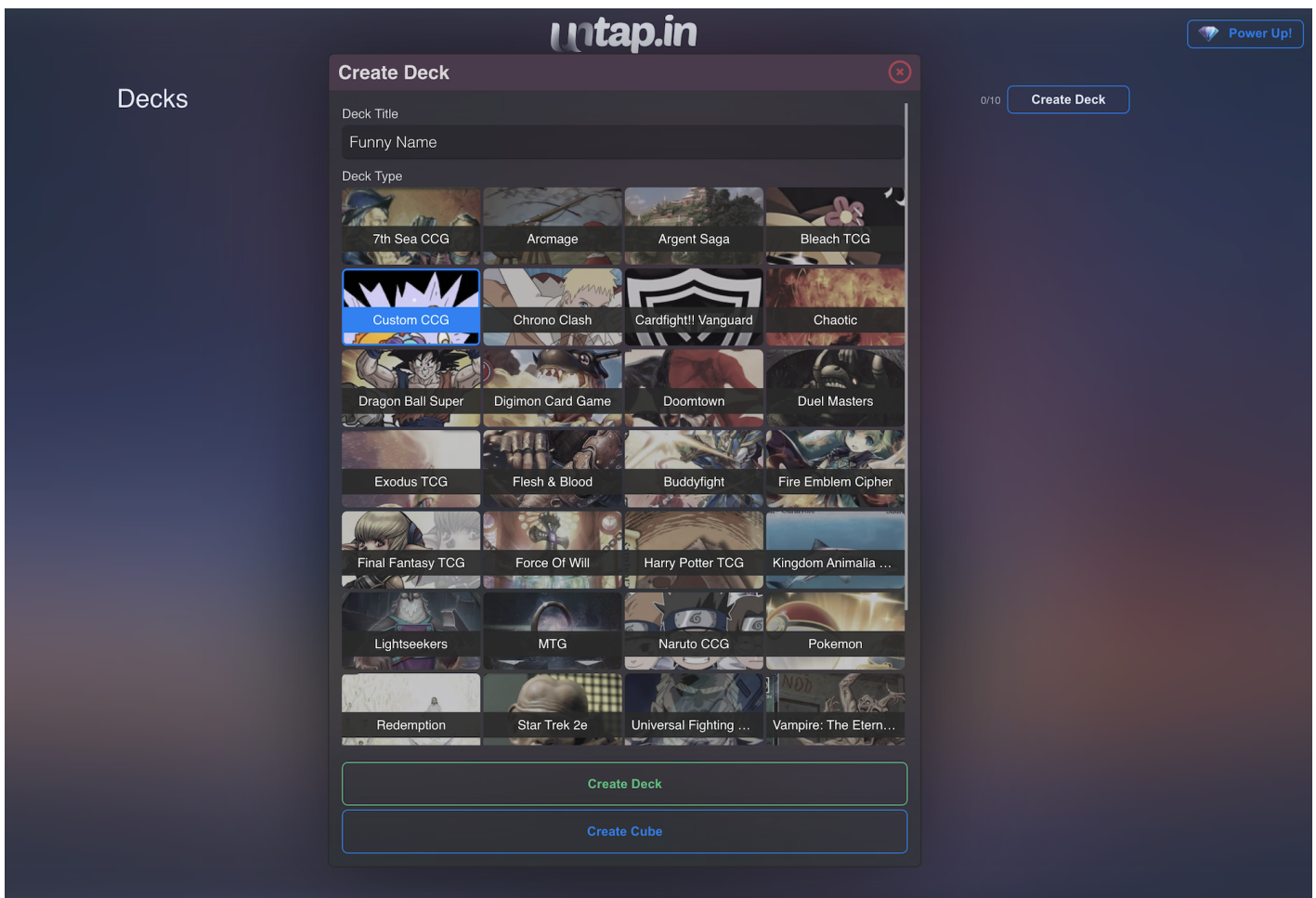


**To play a match you will need a deck of course!**

If this is your first time here it will look quite empty.

Let's fix that by **clicking the blue "Create Deck" button** on the top right of the app (as shown above).

Free users are limited to a maximum of 10 decks



You will then be greeted by the Deck creation menu.

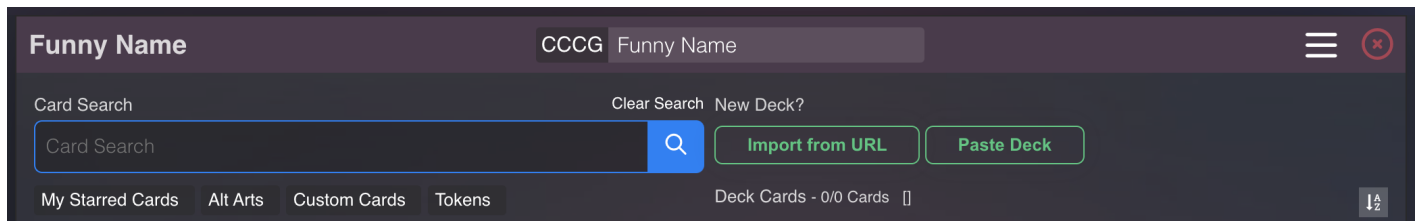
First is to come up with a **deck title**.

And then you get to **choose the CCG type** you would like to create a deck for.

We have added quite a few over the years but are still looking to implement more in the future.

Once your choice is made **click the green "Create Deck" button** to confirm.

Then it will open your newly created deck like so :



**Congrats your deck is created!**

You will now need to add some cards.

---

Revision #10

Created 20 February 2022 13:32:04 by SharpMax

Updated 5 June 2022 16:01:07 by SharpMax